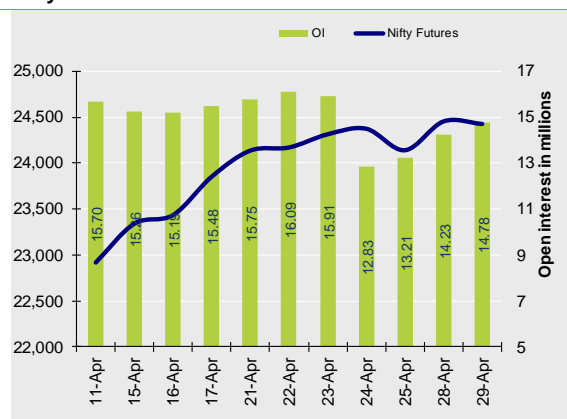


Nifty Snapshot

	Close	Prv Cl.	Ab chg	% chg
Spot	24,335.95	24,328.50	7.45	0.03
Futures	24,425.30	24,452.80	-27.50	-0.11
Oil(ml shr)	14.78	14.23	0.55	3.84
Vol (lots)	86279	112951	-26672	-23.61
COC	89.35	124.30	-34.95	-28.1
PCR-OI	0.94	1.22	-0.27	-22.5

Nifty Futures Price v/s OI



Institutional Activity in previous trading session

(in Rs cr.)	Buy	Sell	Net
Index Futures	3707.23	2796.55	910.68
Index Options	1273258.71	1284748.84	-11490.13
Stock Futures	17058.17	17274.33	-216.16
Stock Options	47476.42	47721.30	-244.88
FII Cash	15,674.49	13,288.88	2,385.61
DII Cash	13,356.43	11,987.24	1,369.19

Net FII Activity (in Rs cr.)

Date	Idx Fut	Stk Fut	Idx Opt	Cash
29-Apr	910.7	-216.2	-11490.1	2386
28-Apr	2210.5	5244.8	-8894.7	2474
25-Apr	-1672.3	1901.7	-59359.1	2952
24-Apr	955.6	2973.0	-8925.8	8251
23-Apr	1326.1	4316.9	-12012.3	3333
22-Apr	-235.1	240.3	-3995.9	1290

Technical Pivot (Intraday):

	S2	S1	PIVOT	R1	R2
NIFTY	24290	24360	24465	24530	24635
BANKNIFTY	54955	55235	55715	55990	56470

(Price is in Rs; OI is in million units; Price chg and OI chg are in percentage) **NB RESEARCH**

Fresh Longs seen in:

Scrip	Price	Price chg	OI	OI Chg
PNBHousing	1036.3	4.6	4.2	37.4
SONACOMS	482.2	4.4	18.0	7.9
SOLARINDS	13502.0	2.3	0.4	6.7

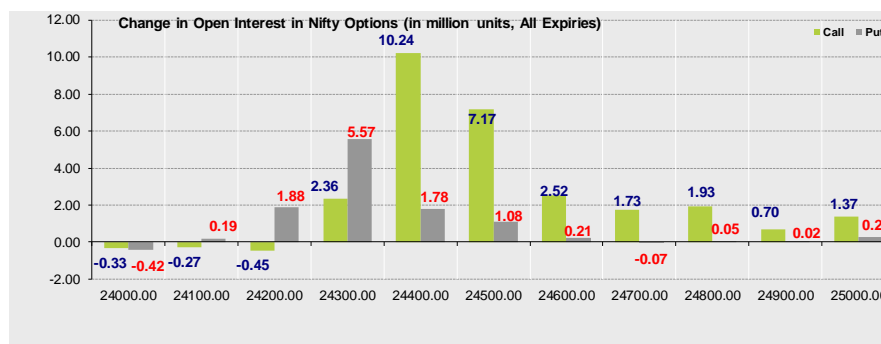
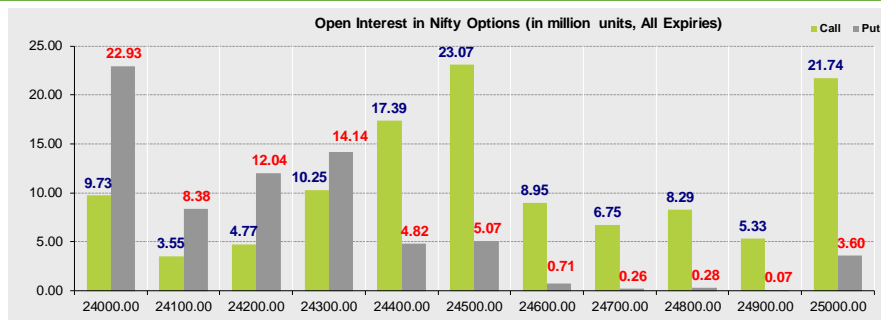
Short Covering seen in:

Scrip	Price	Price chg	OI	OI Chg
TATACHEM	859.7	1.9	7.6	-7.0
KPITTECH	1259.6	2.4	3.1	-6.1
DEEPAKNTR	1991.5	0.3	1.2	-4.2

Summary

- Indian markets closed on a flat note where selling was mainly seen in Metals, Pharmaceuticals, Automobiles Sectors. Nifty May Futures closed at 24425.30(down 27.50 points) at a premium of 89.35 pts to spot.
- FII's were net buyers in Cash to the tune of 2385.61 Cr and were net buyers in index futures to the tune of 910.68 Cr.
- India VIX increased by 2.53% to close at 17.37 touching an intraday high of 17.59.

Open Interest in Nifty Options:



- The above second chart shows previous trading day's change in Nifty options where Addition in OI were seen in 24600, 24500, 24400, 24300 strike Calls and at 24200, 24300, 24400, 24500 strike Puts indicating market is likely to remain range bound in the near term.
- Highest OI build-up is seen at 24500 strike Calls and 24000 strike Puts, to the tune of 23.07mn and 22.93mn respectively.

Outlook on Nifty:

Index is likely to open on a negative note today and is likely to remain range bound during the day.

NIFTY50 Options OI (CE OI = Resistance) (PE OI = Support)

Symbol	Highest CE OI	Highest PE OI	CMP
ADANIENT	2600	2600	2339
ADANIPTS	1300	1200	1220
APOLLOHOSP	8000	6150	7030
ASIANPAINT	2500	2300	2454
AXISBANK	1300	1200	1193
BAJAJ-AUTO	8500	8000	8106
BAJFINANCE	10000	9000	9114
BAJAJFINSV	2100	2000	2071
BEL	350	290	318
BHARTIARTL	1880	1700	1829
CIPLA	1760	1300	1548
COALINDIA	400	400	390
DRREDDY	1200	1100	1181
EICHERMOT	5700	5300	5610
ETERNAL	260	200	232
GRASIM	3120	2500	2754
HCLTECH	1600	1200	1576
HDFCBANK	2000	1900	1917
HDFCLIFE	720	700	718
HEROMOTOCO	4000	3900	3866
HINDALCO	630	600	626
HINDUNILVR	2500	2200	2334
ICICIBANK	1500	1400	1433
ITC	450	430	426
INDUSINDBK	1000	800	839

NIFTY50 Options OI (CE OI = Resistance) (PE OI = Support)

Symbol	Highest CE OI	Highest PE OI	CMP
INFY	1500	1200	1502
JSWSTEEL	1220	1000	1041
JIOFIN	280	260	259
KOTAKBANK	2400	2200	2215
LT	3500	3300	3339
M&M	3000	2800	2926
MARUTI	12000	12000	11872
NTPC	370	380	358
NESTLEIND	2500	2400	2400
ONGC	250	250	247
POWERGRID	320	320	305
RELIANCE	1400	1300	1404
SBILIFE	1800	1700	1737
SHRIRAMFIN	700	600	617
SBIN	820	800	808
SUNPHARMA	1900	1800	1814
TCS	3500	3400	3464
TATACONSUM	1300	1100	1167
TATAMOTORS	700	650	669
TATASTEEL	150	140	142
TECHM	1500	1400	1499
TITAN	3400	3000	3397
TRENT	5700	5200	5426
ULTRACEMCO	13000	12000	11932
WIPRO	250	240	243

[illegible]

Derivative Recommendations:

Stock Name	Call (Buy/Sell)	Entry price	Targets	Stop Loss	Duration	Status
NCC (Bull Call spread)	Buy	5.5	9.5	2	Positional	Open

FROM THE EQUITY DERIVATIVE DESK:

NIRAV HARISH CHHEDA
AVP - DERIVATIVES AND TECHNICAL RESEARCH
E-Mail: nirav.chheda@nirmalbang.com
Tel no: 6273-8199/8000

AMIT BHUPTANI
SNR.DERIVATIVES AND TECHNICAL RESEARCH ANALYST
E-Mail: amit.bhuptani@nirmalbang.com
Tel no: 6273-8242/8000

DISCLOSURES

Research Reports that are published by Nirmal Bang Securities Private Limited (hereinafter referred to as "NBSPL") are for private circulation only. NBSPL is a registered Research Analyst under SEBI (Research Analyst) Regulations, 2014 having Registration no. INH000001766. NBSPL is also a registered Stock Broker with National Stock Exchange of India Limited, BSE Limited, Metropolitan Stock Exchange of India Limited, Multi Commodity Exchange of India Limited, National Commodity and Derivative Exchange Limited and Indian Commodity Exchange Limited in cash and Equity and Commodities derivatives segments.

NBSPL has other business divisions with independent research teams separated by Chinese walls, and therefore may, at times, have different or contrary views on stocks and markets.

NBSPL or its associates have not been debarred / suspended by SEBI or any other regulatory authority for accessing / dealing in securities Market. NBSPL, its associates or analyst or his relatives do not hold any financial interest (Except Investment) in the subject company. NBSPL or its associates or Analyst do not have any conflict or material conflict of interest at the time of publication of the research report with the subject company. NBSPL or its associates or Analyst or his relatives may or may not hold beneficial ownership of 1% or more in the subject company at the end of the month immediately preceding the date of publication of this research report.

NBSPL or its associates / analyst has not received any compensation / managed or co-managed public offering of securities of the company covered by Analyst during the past twelve months. NBSPL or its associates have not received any compensation or other benefits from the company covered by Analyst or third party in connection with the research report. Analyst has not served as an officer, director or employee of Subject Company. NBSPL / analyst has not been engaged in market making activity of the subject company.

Analyst Certification: The research analysts and authors of these reports, hereby certify that the views expressed in this research report accurately reflects my/our personal views about the subject securities, issuers, products, sectors or industries. It is also certified that no part of the compensation of the analyst(s) was, is, or will be directly or indirectly related to the inclusion of specific recommendations or views in this research. The analyst(s) principally responsible for the preparation of this research report and has taken reasonable care to achieve and maintain independence and objectivity in making any recommendations.

DISCLAIMER

This report is for the personal information of the authorized recipient and does not construe to be any investment, legal or taxation advice to you. NBSPL is not soliciting any action based upon it. Nothing in this research shall be construed as a solicitation to buy or sell any security or product, or to engage in or refrain from engaging in any such transaction. In preparing this research, we did not take into account the investment objectives, financial situation and particular needs of the reader.

This research has been prepared for the general use of the clients of NBSPL and must not be copied, either in whole or in part, or distributed or redistributed to any other person in any form. If you are not the intended recipient you must not use or disclose the information in this research in any way. Though disseminated to all the customers simultaneously, not all customers may receive this report at the same time. NBSPL will not treat recipients as customers by virtue of their receiving this report. This report is not directed or intended for distribution to or use by any person or entity resident in a state, country or any jurisdiction, where such distribution, publication, availability or use would be contrary to law, regulation or which would subject NBSPL & its group companies to registration or licensing requirements within such jurisdictions.

The report is based on the information obtained from sources believed to be reliable, but we do not make any representation or warranty that it is accurate, complete or up-to-date and it should not be relied upon as such. We accept no obligation to correct or update the information or opinions in it. NBSPL or any of its affiliates or employees shall not be in any way responsible for any loss or damage that may arise to any person from any inadvertent error in the information contained in this report. NBSPL or any of its affiliates or employees do not provide, at any time, any express or implied warranty of any kind, regarding any matter pertaining to this report, including without limitation the implied warranties of merchantability, fitness for a particular purpose, and non-infringement. The recipients of this report should rely on their own investigations.

This information is subject to change without any prior notice. NBSPL reserves its absolute discretion and right to make or refrain from making modifications and alterations to this statement from time to time. Nevertheless, NBSPL is committed to providing independent and transparent recommendations to its clients, and would be happy to provide information in response to specific client queries.

Before making an investment decision on the basis of this research, the reader needs to consider, with or without the assistance of an adviser, whether the advice is appropriate in light of their particular investment needs, objectives and financial circumstances. There are risks involved in securities trading. The price of securities can and does fluctuate, and an individual security may even become valueless. International investors are reminded of the additional risks inherent in international investments, such as currency fluctuations and international stock market or economic conditions, which may adversely affect the value of the investment. Opinions expressed are subject to change without any notice. Neither the company nor the director or the employees of NBSPL accept any liability whatsoever for any direct, indirect, consequential or other loss arising from any use of this research and/or further communication in relation to this research. Here it may be noted that neither NBSPL, nor its directors, employees, agents or representatives shall be liable for any damages whether direct or indirect, incidental, special or consequential including lost revenue or lost profit that may arise from or in connection with the use of the information contained in this report.

Copyright of this document vests exclusively with NBSPL. Our reports are also available on our website www.nirmalbang.com